

Technical Education and Skills Development Authority
Region IV-B MIMAROPA
OCCIDENTAL MINDORO PROVINCIAL OFFICE
Agency

DETAILED STATEMENT OF FINANCIAL POSITION
As of September 30, 2017

ASSETS	Fund 101101	Fund 207535	Fund 102 LP	Fund 102 GOP	Total
Current Assets:					
Cash on Hand					
Petty Cash Fund	5,000.00				5,000.00
	5,000.00				5,000.00
Cash in Bank - Local Currency, Currency Account	9,235,377.74	29,268.83			9,264,646.57
	9,240,377.74	29,268.83	-	-	9,269,646.57
Inventories					
Semi-Expendable Office Equipment	8,755.00	8,900.00			17,655.00
Semi-Expendable ICT Equipment	31,400.00	-			31,400.00
Semi-Expendable Furniture & Fixtures	4,400.00				4,400.00
	44,555.00	8,900.00			53,455.00
Other Current Assets:					
Advances to Special Disbursing Officer	-	-			-
	-	-			-
Total Current Assets	9,284,932.74	38,168.83	-	-	9,323,101.57
Non-Current Assets					
Property, Plant and Equipment					
Office Equipments	29,500.00				29,500.00
Less: Acc. Dep'n.-Office Equipments	3,982.50				3,982.50
Net Value	25,517.50	-	-	-	25,517.50
ICT Equipment	174,536.96	23,400.00			197,936.96
Less: Acc. Dep'n-IT Equipment	40,197.54	17,901.00			58,098.54
Net Value	134,339.42	5,499.00	-	-	139,838.42
Other Machinery & Equipment	-	-			-
Less: Acc. Dep'n-Communication Equipment	-	-			-
Net Value	-	-	-	-	-
Motor Vehicles	990,200.00	-			990,200.00
Less: Acc. Dep'n-Motor Vehicles	876,327.00	-			876,327.00
Net Value	113,873.00	-	-	-	113,873.00
Furnitures and Fixtures	-	-			-
Less: Acc. Dep'n-Furnitures & Fixtures	-	-			-
Net Value	-	-	-	-	-
Other Property, Plant and Equipment	-	-			-
Less: Acc. Dep'n.-OPPE	-	-			-
Net Value	-	-	-	-	-
Total	273,729.92	5,499.00	-	-	279,228.92
Other Assets	150,898.03	10,904.40	8,494.99	1,621.50	171,918.92
Total Non-Current Assets	424,627.95	16,403.40	8,494.99	1,621.50	451,147.84
TOTAL ASSETS	9,709,560.69	54,572.23	8,494.99	1,621.50	9,774,249.41
LIABILITIES AND EQUITY					
Liabilities					
Accounts Payable	108,408.64	-			108,408.64
Due to GSIS	1,527.17	-			1,527.17
Due to PHIC	2,812.50	-			2,812.50
Total Liabilities	112,748.31	-	-	-	112,748.31
Equity					
Accumulated Surplus/(Deficit), September 30	9,596,812.38	54,572.23	8,494.99	1,621.50	9,661,501.10
Total Equity	9,596,812.38	54,572.23	8,494.99	1,621.50	9,661,501.10
TOTAL LIABILITIES AND EQUITY	9,709,560.69	54,572.23	8,494.99	1,621.50	9,774,249.41

Certified Correct:


SHERYL I. RODRIGO
Administrative Officer IV

Noted By:


ARMANDO O. AQUINO, CESE
Provincial Director

Technical Education and Skills Development Authority
Region IV B - MIMAROPA
OCCIDENTAL MINDORO PROVINCIAL OFFICE
Agency


CONDENSED STATEMENT OF FINANCIAL POSITION
As of September 30, 2017

ASSETS	Fund 101101	Fund 207535	Fund 102 LP	Fund 102 GOP	Total
Current Assets	9,284,932.74	38,168.83			9,323,101.57
Non-Current Assets					
Property, Plant & Equipment	273,729.92	5,499.00		-	279,228.92
Other Assets	150,898.03	10,904.40	8,494.99	1,621.50	171,918.92
TOTAL ASSETS	9,709,560.69	54,572.23	8,494.99	1,621.50	9,774,249.41
LIABILISTIES					
Liabilities	112,748.31	-			112,748.31
EQUITY					
Accumulated Surplus/(Deficit)	9,596,812.38	54,572.23	8,494.99	1,621.50	9,661,501.10
TOTAL LIABILITIES AND EQUITY	9,709,560.69	54,572.23	8,494.99	1,621.50	9,774,249.41

Certified Correct:


SHERYL I. RODRIGO
Administrative Officer IV

Noted By:


ARMANDO O. AQUINO, CESE
Provincial Director

Technical Education and Skills Development Authority
Region IV B - MIMAROPA
OCCIDENTAL MINDORO PROVINCIAL OFFICE
Agency


DETAILED STATEMENT OF FINANCIAL PERFORMANCE
As of September 30, 2017
FUND 101101

	Fund 101101	Fund 207535	Fund 102 LP	Fund 102 GOP	Total
Subsidy Income					
Other Service Income		143,480.00			143,480.00
Subsidy Income from National Government	697,684.21	3,026.79			700,711.00
Subsidy from Other National Government Agencies	12,843,054.37	-			12,843,054.37
TOTAL INCOME	13,540,738.58	146,506.79	-	-	13,687,245.37
LESS: CURRENT EXPENSES					
Personnel Services					
Salaries and wages-Regular	2,682,620.31	-			2,682,620.31
PERA	141,741.94	-			141,741.94
RA	68,000.00	-			68,000.00
TA	68,000.00	-			68,000.00
Clothing/Uniform Allowance	35,000.00	-			35,000.00
Quarters Allowance-Civilian	2,500.00	-			2,500.00
Year End Bonus	217,340.00	-			217,340.00
Cash Gift	-	-			-
Life & Retirement Insurance Contributions	333,251.21	-			333,251.21
PAG-IBIG Contributions	7,300.00	-			7,300.00
PHLHEALTH Contributions	22,100.00	-			22,100.00
ECC Contributions	7,300.00	-			7,300.00
Total Personnel Services	3,585,153.46	-	-	-	3,585,153.46
Maintenance and Other Operating Expenses					
Traveling Expenses-Local	179,748.37	-			179,748.37
Training Expenses	55,700.00	-			55,700.00
Scholarship Grants/Expenses	7,140,265.00	-			7,140,265.00
Office Supplies Expense	60,610.50	56,500.00			117,110.50
Accountable Forms Expense	3,600.00	36,750.00			40,350.00
Fuel, Oil and Lubricants Expenses	64,971.04	-			64,971.04
Other Supplies & Materials Expense	5,841.00	-			5,841.00
Water Expenses	3,105.00	-			3,105.00
Electricity Expense	109,467.15	-			109,467.15
Postage and Courier Services	7,244.00	-			7,244.00
Telephone Expenses	35,213.00	-			35,213.00
Internet Subscription Expenses	32,144.33	-			32,144.33
Auditing Services	10,640.00	-			10,640.00
Other Professional Services	1,100.00	-			1,100.00
Consultancy Services	16,000.00	-			16,000.00
Repair & Maintenance -Machinery and Equipment	45,900.00	-			45,900.00
Repair & Maintenance -Transportation Equipment	12,636.00	-			12,636.00
Repair & Maintenance -Semi-Expendable Machinery	500.00	-			500.00
Taxes, Duties & Licenses	2,060.00	-			2,060.00
Fidelity Bond Premium	4,500.00	-			4,500.00
Advertising Expense	3,763.00	-			3,763.00
Transportation and Delivery Expenses	-	-			-
Rent/Lease Expenses	157,290.00	-			157,290.00
Subscription Expense	1,975.00	-			1,975.00
Other Maintenance & Operating Expenses	373,539.00	34,524.00			408,063.00
Bank Charges	100.00	-			100.00
Total Maintenance and Other Operating Expense:	8,327,912.39	127,774.00	-	-	8,439,686.39
Non-Cash Expenses					
Depreciation-Machinery and Equipment	22,572.20	3,159.00			25,731.20
Depreciation-Transportation Equipment	133,677.00	-			133,677.00
Depreciation-Furnitures, Fixtures and Books	-	-			-
Depreciation-Other PPE	-	-			-
Total Non-Cash Expenses	156,249.20	3,159.00	-	-	159,408.20
Surplus/(Deficit from Current Operation	(12,069,315.05)	(130,933.00)	-	-	(12,184,248.05)
Net Financial Assistance / Subsidy					
Subsidy from National Government	13,540,738.58	146,506.79			13,687,245.37
Net Financial Assistance / Subsidy	13,540,738.58	146,506.79	-	-	13,687,245.37
Surplus/(Deficit) for the period	1,471,423.53	15,573.79	-	-	1,502,997.32

Certified Correct:


SHERYL I. RODRIGO
Administrative Officer IV

Noted By:


ARMANDO O. AQUINO, CESE
Provincial Director

Technical Education and Skills Development Authority
 Region IV B - MIMAROPA
OCCIDENTAL MINDORO PROVINCIAL OFFICE
 Agency

CONDENSED STATEMENT OF FINANCIAL PERFORMANCE
 As of September 30, 2017

	Fund 101101	Fund 207535	Fund 102 LP	Fund 102 GOP	Total
Subsidy Income	13,540,738.58	146,506.79			13,687,245.37
Total Income	13,540,738.58	146,506.79	-	-	13,687,245.37
Less: Current Expenses					
Personnel Services	3,585,153.46	-			3,585,153.46
Maintenance and Other Operating Expenses	8,327,912.39	127,774.00			8,455,686.39
Non-Cash Expenses	156,249.20	3,159.00		-	159,408.20
Total Expenses	12,069,315.05	130,933.00	-	-	12,200,248.05
Surplus/(Deficit) from Current Operations	(12,069,315.05)	(130,933.00)	-	-	(12,200,248.05)
Net Financial Assistance/Subsidy	13,540,738.58	146,506.79			13,687,245.37
Surplus/(Deficit) for the period	1,471,423.53	15,573.79	-	-	1,486,997.32

Certified Correct:


SHERYL I. RODRIGO
 Administrative Officer IV

Noted By:


ARMANDO O. AQUINO, CESE
 Provincial Director

Technical Education and Skills Development Authority
Region IV B - MIMAROPA
OCCIDENTAL MINDORO PROVINCIAL OFFICE
Agency


STATEMENT OF CHANGES IN NET ASSETS/EQUITY
As of September 30, 2017

	Fund 101101	Fund 207535	Fund 102 LP	Fund 102 GOP	Total
Accumulated Surplus/(Deficit), January 1	8,277,840.85	38,998.44	8,494.99	1,621.50	8,326,955.78
Prior Period Adjustments/Unrecorded Income & Expenses	(152,452.00)	-		-	(152,452.00)
Restated balance	8,125,388.85	38,998.44	8,494.99	1,621.50	8,174,503.78
Changes in Net Assets/Equity during the year:					
Surplus/(Deficit)	1,471,423.53	15,573.79		-	1,486,997.32
Accumulated Surplus/(Deficit), September 30	9,596,812.38	54,572.23	8,494.99	1,621.50	9,661,501.10

Certified Correct:


SHERYL I. RODRIGO
Administrative Officer IV

Noted By:


ARMANDO O. AQUINO, CESE
Provincial Director

Technical Education and Skills Development Authority
Region IV B - MIMAROPA
OCCIDENTAL MINDORO PROVINCIAL OFFICE
Agency


CONSOLIDATED STATEMENT OF CASH FLOW
As of September 30, 2017

	Fund 101101	Fund 207535	Fund 102 LP	Fund 102 GOP
Cash Flow from Operating Activities				
Cash Inflows:				
Funding Check Received from RO IV-B	P 12,843,054.37			
Collection of Other Income		143,480.00		
Receipt of Assistance and Subsidy from Other NGAs, LGUs, and GOCCs	10,710.00			
Receipt of refund of cash advances	60,925.00			
Restoration of cash for cancelled/lost/stale checks/ADA	25,500.00			
Adjustments	37,500.00			
Total Cash Inflows	P 12,977,689.37	143,480.00	-	-
Cash Outflows:				
Cash Payment of Salaries and Other Compensation	P 2,463,825.20	-		
Remittance of Pag-ibig/PHIC/Other Payable	543,841.48	-		
Cash Payment of Operating Expenses	8,354,247.46	124,747.21		
Net Cash from Operating Activities	P 11,361,914.14	124,747.21	-	-
Total Cash Provided by Operating Activities	P 11,361,914.14	124,747.21	-	-
Add: Cash Balance, Beginning January 1, 2017	7,619,602.51	10,536.04		
Cash Balance, Ending September 30, 2017	P 9,235,377.74	29,268.83	-	-

Certified Correct:

Noted by:


SHERYL I. RODRIGO
Administrative Officer IV


ARMANDO O. AQUINO, CESE
Provincial Director