

Technical Education and Skills Development Authority
Region IV-B MIMAROPA

OCCIDENTAL MINDORO PROVINCIAL OFFICE


Agency

DETAILED STATEMENT OF FINANCIAL POSITION


As of June 30, 2017

	Fund 101101	Fund 207535	Fund 102 LP	Fund 102 GOP	Total
ASSETS					
Current Assets:					
Cash on Hand					5,000.00
Petty Cash Fund	5,000.00				5,000.00
	5,000.00				5,000.00
Cash in Bank - Local Currency, Currency Account	9,482,085.77	18,512.17			9,500,597.94
	9,487,085.77	18,512.17	-	-	9,505,597.94
Inventories					17,655.00
Semi-Expendable Office Equipment	8,755.00	8,900.00			17,655.00
Semi-Expendable ICT Equipment	31,400.00	-			31,400.00
Semi-Expendable Furniture & Fixtures	4,400.00				4,400.00
	44,555.00	8,900.00			53,455.00
Other Current Assets:					-
Advances to Special Disbursing Officer	-	-			-
	-	-			-
Total Current Assets	9,531,640.77	27,412.17	-	-	9,559,052.94
Non-Current Assets					
Property, Plant and Equipment					
Office Equipments	29,500.00				29,500.00
Less: Acc. Dep'n.-Office Equipments	2,655.00				2,655.00
Net Value	26,845.00	-	-	-	26,845.00
ICT Equipment	174,536.96	23,400.00			197,936.96
Less: Acc. Dep'n-IT Equipment	34,416.64	16,848.00			51,264.64
Net Value	140,120.32	6,552.00	-	-	146,672.32
Other Machinery & Equipment	-	-			-
Less: Acc. Dep'n-Communication Equipment	-	-			-
Net Value	-	-	-	-	-
Motor Vehicles	990,200.00	-			990,200.00
Less: Acc. Dep'n-Motor Vehicles	831,768.00	-			831,768.00
Net Value	158,432.00	-	-	-	158,432.00
Furnitures and Fixtures	-	-			-
Less: Acc. Dep'n-Furnitures & Fixtures	-	-			-
Net Value	-	-	-	-	-
Other Property, Plant and Equipment	-	-			-
Less: Acc. Dep'n.-OPPE	-	-			-
Net Value	-	-	-	-	-
Total	325,397.32	6,552.00	-	-	331,949.32
Other Assets	150,898.03	10,904.40	8,494.99	1,621.50	171,918.92
Total Non-Current Assets	476,295.35	17,456.40	8,494.99	1,621.50	503,868.24
TOTAL ASSETS	10,007,936.12	44,868.57	8,494.99	1,621.50	10,062,921.18
LIABILITIES AND EQUITY					
Liabilities					
Accounts Payable	108,408.64	-			108,408.64
Due to GSIS	1,527.17	-			1,527.17
Total Liabilities	109,935.81	-	-	-	109,935.81
Equity					
Accumulated Surplus/(Deficit), March 31	9,898,000.31	44,868.57	8,494.99	1,621.50	9,952,985.37
Total Equity	9,898,000.31	44,868.57	8,494.99	1,621.50	9,952,985.37
TOTAL LIABILITIES AND EQUITY	10,007,936.12	44,868.57	8,494.99	1,621.50	10,062,921.18

Certified Correct:


SHERYL I. RODRIGO
Administrative Officer IV

Noted By:


EDWIN T. ANDOYO, CESO IV
Provincial Director

Technical Education and Skills Development Authority
Region IV B - MIMAROPA
OCCIDENTAL MINDORO PROVINCIAL OFFICE
Agency

CONDENSED STATEMENT OF FINANCIAL POSITION
As of June 30, 2017

	Fund 101101	Fund 207535	Fund 102 LP	Fund 102 GOP	Total
ASSETS					
Current Assets	9,531,640.77	27,412.17			9,559,052.94
Non-Current Assets					
Property, Plant & Equipment	325,397.32	6,552.00		-	331,949.32
Other Assets	150,898.03	10,904.40	8,494.99	1,621.50	171,918.92
TOTAL ASSETS	10,007,936.12	44,868.57	8,494.99	1,621.50	10,062,921.18
LIABILISTIES					
Liabilities	109,935.81	-			109,935.81
EQUITY					
Accumulated Surplus/(Deficit)	9,898,000.31	44,868.57	8,494.99	1,621.50	9,952,985.37
TOTAL LIABILITIES AND EQUITY	10,007,936.12	44,868.57	8,494.99	1,621.50	10,062,921.18

Certified Correct:


SHERYL I. RODRIGO
Administrative Officer IV

Noted By:


EDWIN T. ANDOYO, CESO IV
Provincial Director

Technical Education and Skills Development Authority
Region IV B - MIMAROPA
OCCIDENTAL MINDORO PROVINCIAL OFFICE
Agency

DETAILED STATEMENT OF FINANCIAL PERFORMANCE
As of **June 30, 2017**
FUND 101101

	Fund 101101	Fund 207535	Fund 102 LP	Fund 102 GOF	Total
Subsidy Income					
Other Service Income		107,130.00			107,130.00
Subsidy Income from National Government	397,437.43	2,227.13			399,664.56
Subsidy from Other National Government Agencies	8,839,005.18	-			8,839,005.18
TOTAL INCOME	9,236,442.61	109,357.13	-	-	9,345,799.74
LESS: CURRENT EXPENSES					
Personnel Services					
Salaries and wages-Regular	1,798,897.80	-			1,798,897.80
PERA	93,741.94	-			93,741.94
RA	51,000.00	-			51,000.00
TA	51,000.00	-			51,000.00
Clothing/Uniform Allowance	35,000.00	-			35,000.00
Performance Enhancement Incentive	-	-			-
Year End Bonus	217,340.00	-			217,340.00
Cash Gift	-	-			-
Life & Retirement Insurance Contributions	222,742.73	-			222,742.73
PAG-IBIG Contributions	4,900.00	-			4,900.00
PHLHEALTH Contributions	16,475.00	-			16,475.00
ECC Contributions	4,900.00	-			4,900.00
Total Personnel Services	2,495,997.47	-	-	-	2,495,997.47
Maintenance and Other Operating Expenses					
Traveling Expenses-Local	120,013.46	-			120,013.46
Training Expenses	38,900.00	-			38,900.00
Scholarship Grants/Expenses	4,049,990.00	-			4,049,990.00
Office Supplies Expense	34,918.00	41,573.00			76,491.00
Accountable Forms Expense	3,600.00	36,750.00			40,350.00
Fuel, Oil and Lubricants Expenses	39,535.38	-			39,535.38
Other Supplies & Materials Expense	2,715.00	-			2,715.00
Water Expenses	1,645.00	-			1,645.00
Electricity Expense	71,101.42	-			71,101.42
Postage and Courier Services	3,875.00	-			3,875.00
Telephone Expenses	24,615.00	-			24,615.00
Internet Subscription Expenses	19,852.62	-			19,852.62
Auditing Services	10,640.00	-			10,640.00
Other Professional Services	800.00	-			800.00
Consultancy Services	16,000.00	-			16,000.00
Repair & Maintenance -Machinery and Equipment	39,900.00	-			39,900.00
Repair & Maintenance -Transportation Equipment	5,150.00	-			5,150.00
Repair & Maintenance -Semi-Expendable Machinery	500.00	-			500.00
Taxes, Duties & Licenses	-	-			-
Fidelity Bond Premium	4,500.00	-			4,500.00
Advertising Expense	540.00	-			540.00
Transportation and Delivery Expenses	-	-			-
Rent/Lease Expenses	100,860.00	-			100,860.00
Subscription Expense	1,975.00	-			1,975.00
Other Maintenance & Operating Expenses	271,526.00	23,058.00			294,584.00
Bank Charges	100.00	-			100.00
Total Maintenance and Other Operating Expense:	4,863,251.88	101,381.00	-	-	4,948,632.88
Non-Cash Expenses					
Depreciation-Machinery and Equipment	15,463.80	2,106.00			17,569.80
Depreciation-Transportation Equipment	89,118.00	-			89,118.00
Depreciation-Furnitures, Fixtures and Books	-	-			-
Depreciation-Other PPE	-	-			-
Total Non-Cash Expenses	104,581.80	2,106.00	-	-	106,687.80
Surplus/(Deficit from Current Operation	(7,463,831.15)	(103,487.00)	-	-	(7,551,318.15)
Net Financial Assistance / Subsidy					
Subsidy from National Government	9,236,442.61	109,357.13			9,345,799.74
Net Financial Assistance / Subsidy	9,236,442.61	109,357.13	-	-	9,345,799.74
Surplus/(Deficit) for the period	1,772,611.46	5,870.13	-	-	1,794,481.59

Certified Correct:


SHERYL I. RODRIGO
Administrative Officer IV

Noted By:



EDWIN T. ANDOYO, CHR SOLV
Provincial Director

Technical Education and Skills Development Authority
Region IV B - MIMAROPA
OCCIDENTAL MINDORO PROVINCIAL OFFICE
Agency


CONDENSED STATEMENT OF FINANCIAL PERFORMANCE
As of June 30, 2017

	Fund 101101	Fund 207535	Fund 102 LP	Fund 102 GOP	Total
Subsidy Income	9,236,442.61	109,357.13			9,345,799.74
Total Income	9,236,442.61	109,357.13	-	-	9,345,799.74
Less: Current Expenses					
Personnel Services	2,495,997.47	-			2,495,997.47
Maintenance and Other Operating Expenses	4,863,251.88	101,381.00			4,964,632.88
Non-Cash Expenses	104,581.80	2,106.00		-	106,687.80
Total Expenses	7,463,831.15	103,487.00	-	-	7,567,318.15
Surplus/(Deficit) from Current Operations	(7,463,831.15)	(103,487.00)	-	-	(7,567,318.15)
Net Financial Assistance/Subsidy	9,236,442.61	109,357.13			9,345,799.74
Surplus/(Deficit) for the period	1,772,611.46	5,870.13	-	-	1,778,481.59

Certified Correct:


SHERYL I. RODRIGO
Administrative Officer IV

Noted By:

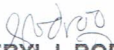

EDWIN T. ANDOYO, CESO IV
Provincial Director

Technical Education and Skills Development Authority
Region IV B - MIMAROPA
OCCIDENTAL MINDORO PROVINCIAL OFFICE
Agency

STATEMENT OF CHANGES IN NET ASSETS/EQUITY
As of June 30, 2017

	Fund 101101	Fund 207535	Fund 102 LP	Fund 102 GOP	Total
Accumulated Surplus/(Deficit), January 1	8,277,840.85	38,998.44	8,494.99	1,621.50	8,326,955.78
Prior Period Adjustments/Unrecorded Income & Expenses	(152,452.00)	-		-	(152,452.00)
Restated balance	8,125,388.85	38,998.44	8,494.99	1,621.50	8,174,503.78
Changes in Net Assets/Equity during the year:					
Surplus/(Deficit)	1,772,611.46	5,870.13		-	1,778,481.59
Accumulated Surplus/(Deficit), June 30	9,898,000.31	44,868.57	8,494.99	1,621.50	9,952,985.37

Certified Correct:


SHERYL I. RODRIGO
Administrative Officer IV

Noted By:


EDWIN T. ANDOYO, CESO IV
Provincial Director

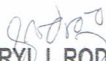
Technical Education and Skills Development Authority
Region IV B - MIMAROPA
OCCIDENTAL MINDORO PROVINCIAL OFFICE
Agency

CONSOLIDATED STATEMENT OF CASH FLOW
As of June 30, 2017

		Fund 101101	Fund 207535	Fund 102 LP	Fund 102 GOP	Total
Cash Flow from Operating Activities						
Cash Inflows:						
Funding Check Received from RO IV-B	P	8,839,005.18				8,839,005.18
Collection of Other Income			107,130.00			107,130.00
Receipt of refund of cash advances		60,925.00				60,925.00
Restoration of cash for cancelled/lost/stale checks/ADA		-				-
Total Cash Inflows	P	8,899,930.18	107,130.00	-	-	9,007,060.18
Cash Outflows:						
Cash Payment of Salaries and Other Compensation	P	1,752,372.63	-			1,752,372.63
Remittance of Pag-ibig/PHIC/Other Payable		362,175.32	-			362,175.32
Cash Payment of Operating Expenses		4,922,898.97	99,153.87			5,022,052.84
Net Cash from Operating Activities	P	7,037,446.92	99,153.87	-	-	7,136,600.79
Total Cash Provided by Operating Activities	P	7,037,446.92	99,153.87	-	-	7,136,600.79
Add: Cash Balance, Beginning January 1, 2017		7,619,602.51	10,536.04			7,630,138.55
Cash Balance, Ending June 30, 2017	P	9,482,085.77	18,512.17	-	-	9,500,597.94

Certified Correct:

Noted by:


SHERYL I. RODRIGO
Administrative Officer IV


EDWIN T. ANDOYO-CESO IV
Provincial Director

Technical Education and Skills Development Authority
Region IV B - MIMAROPA
OCCIDENTAL MINDORO PROVINCIAL OFFICE
Agency


STATEMENT OF COMPARISON OF BUDGET AND ACTUAL AMOUNT


As of June 30, 2017

Particulars	Budgeted Amounts		Actual Amounts on Comparable Basis	Difference Final Budget and Actual Amount
	Original	Final		
RECEIPTS				
Tax Revenue				
Services and Business Income			107,130.00	(107,130.00)
Assistance and Subsidy				
Shares , Grants and Donations				
Gains				
Others	8,839,005.18	8,839,005.18	8,899,930.18	(60,925.00)
Total Receipts	<u>8,839,005.18</u>	<u>8,839,005.18</u>	<u>9,007,060.18</u>	<u>(168,055.00)</u>
PAYMENTS				
Personal Services	2,495,997.47	2,495,997.47	2,114,547.95	381,449.52
Maintenance and Other Operating Expenses	4,948,632.88	4,948,632.88	5,022,052.84	(73,419.96)
Capital Outlay				
Financial Expences				
Others			-	-
Total Payments	<u>7,444,630.35</u>	<u>7,444,630.35</u>	<u>7,136,600.79</u>	<u>308,029.56</u>
NET RECEIPTS/ PAYMENTS	<u>1,394,374.83</u>	<u>1,394,374.83</u>	<u>1,870,459.39</u>	<u>(476,084.56)</u>

Certified Correct:

Noted By:


SHERYL L. RODRIGO
Administrative Officer IV


EDWIN T. ANDOYO, CESO IV
Provincial Director