


Technical Education and Skills Development Authority
Region IV-B MIMAROPA
OCCIDENTAL MINDORO PROVINCIAL OFFICE
Agency

DETAILED STATEMENT OF FINANCIAL POSITION

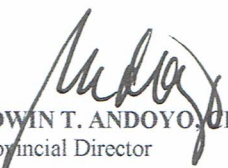
As of March 31, 2017

	Fund 101101	Fund 207535	Fund 102 LP	Fund 102 GOP	Total
ASSETS					
Current Assets:					
Cash on Hand					
Petty Cash Fund	5,000.00				5,000.00
	<u>5,000.00</u>				<u>5,000.00</u>
Cash in Bank - Local Currency, Currency Account	7,058,853.37	29,890.04			7,088,743.41
	<u>7,063,853.37</u>	<u>29,890.04</u>	<u>-</u>	<u>-</u>	<u>7,093,743.41</u>
Inventories					
Semi-Expendable Office Equipment	8,755.00	8,900.00			17,655.00
Semi-Expendable ICT Equipment	31,400.00				31,400.00
Semi-Expendable Furniture & Fixtures	4,400.00				4,400.00
	<u>44,555.00</u>	<u>8,900.00</u>			<u>53,455.00</u>
Other Current Assets:					
Advances to Special Disbursing Officer	-	-			-
	<u>-</u>	<u>-</u>			<u>-</u>
Total Current Assets	<u>7,108,408.37</u>	<u>38,790.04</u>	<u>-</u>	<u>-</u>	<u>7,147,198.41</u>
Non-Current Assets					
Property, Plant and Equipment					
Office Equipments	29,500.00				29,500.00
Less: Acc. Dep'n.-Office Equipments	1,327.50				1,327.50
Net Value	<u>28,172.50</u>	<u>-</u>	<u>-</u>	<u>-</u>	<u>28,172.50</u>
ICT Equipment	174,536.96	23,400.00			197,936.96
Less: Acc. Dep'n-IT Equipment	28,012.24	15,444.00			43,456.24
Net Value	<u>146,524.72</u>	<u>7,956.00</u>	<u>-</u>	<u>-</u>	<u>154,480.72</u>
Other Machinery & Equipment	-	-			-
Less: Acc. Dep'n-Communication Equipment	-	-			-
Net Value	<u>-</u>	<u>-</u>	<u>-</u>	<u>-</u>	<u>-</u>
Motor Vehicles	990,200.00				990,200.00
Less: Acc. Dep'n-Motor Vehicles	787,209.00				787,209.00
Net Value	<u>202,991.00</u>	<u>-</u>	<u>-</u>	<u>-</u>	<u>202,991.00</u>
Furnitures and Fixtures	-	-			-
Less: Acc. Dep'n-Furnitures & Fixtures	-	-			-
Net Value	<u>-</u>	<u>-</u>	<u>-</u>	<u>-</u>	<u>-</u>
Other Property, Plant and Equipment	-	-			-
Less: Acc. Dep'n.-OPPE	-	-			-
Net Value	<u>-</u>	<u>-</u>	<u>-</u>	<u>-</u>	<u>-</u>
Total	<u>377,688.22</u>	<u>7,956.00</u>	<u>-</u>	<u>-</u>	<u>385,644.22</u>
Other Assets	150,898.03	10,904.40	8,494.99	1,621.50	171,918.92
Total Non-Current Assets	<u>528,586.25</u>	<u>18,860.40</u>	<u>8,494.99</u>	<u>1,621.50</u>	<u>557,563.14</u>
TOTAL ASSETS	<u>7,636,994.62</u>	<u>57,650.44</u>	<u>8,494.99</u>	<u>1,621.50</u>	<u>7,704,761.55</u>
LIABILITIES AND EQUITY					
Liabilities					
Accounts Payable	111,966.64				111,966.64
Due to GSIS	1,527.17				1,527.17
Total Liabilities	<u>113,493.81</u>	<u>-</u>	<u>-</u>	<u>-</u>	<u>113,493.81</u>
Equity					
Accumulated Surplus/(Deficit), March 31	7,523,500.81	57,650.44	8,494.99	1,621.50	7,591,267.74
Total Equity	<u>7,523,500.81</u>	<u>57,650.44</u>	<u>8,494.99</u>	<u>1,621.50</u>	<u>7,591,267.74</u>
TOTAL LIABILITIES AND EQUITY	<u>7,636,994.62</u>	<u>57,650.44</u>	<u>8,494.99</u>	<u>1,621.50</u>	<u>7,704,761.55</u>

Certified Correct:


SHERYL I. RODRIGO
Administrative Officer IV

Noted By:


EDWIN T. ANDOYO, CESO IV
Provincial Director

Technical Education and Skills Development Authority
Region IV B - MIMAROPA
OCCIDENTAL MINDORO PROVINCIAL OFFICE


Agency

CONDENSED STATEMENT OF FINANCIAL POSITION

As of March 31, 2017

	Fund 101101	Fund 207535	Fund 102 LP	Fund 102 GOP	Total
ASSETS					
Current Assets	7,108,408.37	38,790.04			7,147,198.41
Non-Current Assets					
Property, Plant & Equipment	377,688.22	7,956.00		-	385,644.22
Other Assets	150,898.03	10,904.40	8,494.99	1,621.50	171,918.92
TOTAL ASSETS	<u>7,636,994.62</u>	<u>57,650.44</u>	<u>8,494.99</u>	<u>1,621.50</u>	<u>7,704,761.55</u>
LIABILITIES					
Liabilities	113,493.81	-			113,493.81
EQUITY					
Accumulated Surplus/(Deficit)	7,523,500.81	57,650.44	8,494.99	1,621.50	7,591,267.74
TOTAL LIABILITIES AND EQUITY	<u>7,636,994.62</u>	<u>57,650.44</u>	<u>8,494.99</u>	<u>1,621.50</u>	<u>7,704,761.55</u>

Certified Correct:


SHERYL I. RODRIGO
Administrative Officer IV

Noted By:


EDWIN T. ANDOYO, CESO IV
Provincial Director

Technical Education and Skills Development Authority
Region IV B - MIMAROPA

OCCIDENTAL MINDORO PROVINCIAL OFFICE

Agency

DETAILED STATEMENT OF FINANCIAL PERFORMANCE

As of **March 31, 2017**

FUND 101101

	Fund 101101	Fund 207535	Fund 102 LP	Fund 102 GOP	Total
Subsidy Income					
Other Service Income		36,280.00			36,280.00
Subsidy Income from National Government	199,797.72	-			199,797.72
Subsidy from Other National Government Agencies	1,900,023.54	-			1,900,023.54
TOTAL INCOME	2,099,821.26	36,280.00	-	-	2,136,101.26
LESS: CURRENT EXPENSES					
Personnel Services					
Salaries and wages-Regular	859,080.24	-			859,080.24
PERA	45,741.94	-			45,741.94
RA	25,500.00	-			25,500.00
TA	25,500.00	-			25,500.00
Clothing/Uniform Allowance	30,000.00	-			30,000.00
Performance Enhancement Incentive	-	-			-
Year End Bonus	-	-			-
Cash Gift	-	-			-
Life & Retirement Insurance Contributions	112,234.25	-			112,234.25
PAG-IBIG Contributions	2,500.00	-			2,500.00
PHLHEALTH Contributions	8,037.50	-			8,037.50
ECC Contributions	2,500.00	-			2,500.00
Total Personnel Services	1,111,093.93	-	-	-	1,111,093.93
Maintenance and Other Operating Expenses					
Travelling Expenses-Local	32,279.46	-			32,279.46
Training Expenses	9,400.00	-			9,400.00
Scholarship Grants/Expenses	1,244,490.00	-			1,244,490.00
Office Supplies Expense	24,974.50	-			24,974.50
Accountable Forms Expense	3,600.00	10,500.00			14,100.00
Fuel, Oil and Lubricants Expenses	18,568.72	-			18,568.72
Other Supplies & Materials Expense	275.00	-			275.00
Water Expenses	945.00	-			945.00
Electricity Expense	26,532.67	-			26,532.67
Postage and Courier Services	2,049.00	-			2,049.00
Telephone Expenses	10,736.00	-			10,736.00
Internet Subscription Expenses	8,898.12	-			8,898.12
Auditing Services	10,640.00	-			10,640.00
Other Professional Services	800.00	-			800.00
Repair & Maintenance -Machinery and Equipment	20,300.00	-			20,300.00
Repair & Maintenance -Transportation Equipment	400.00	-			400.00
Repair & Maintenance -Semi-Expendable Machinery & Equipment	500.00	-			500.00
Taxes, Duties & Licenses	-	-			-
Fidelity Bond Premium	4,500.00	-			4,500.00
Advertising Expense	-	-			-
Transportation and Delivery Expenses	-	-			-
Rent/Lease Expenses	50,430.00	-			50,430.00
Subscription Expense	785.00	-			785.00
Other Maintenance & Operating Expenses	67,221.00	6,426.00			73,647.00
Total Maintenance and Other Operating Expenses	1,538,324.47	16,926.00	-	-	1,555,250.47
Non-Cash Expenses					
Depreciation-Machinery and Equipment	7,731.90	702.00			8,433.90
Depreciation-Transportation Equipment	44,559.00	-			44,559.00
Depreciation-Furnitures, Fixtures and Books	-	-			-
Depreciation-Other PPE	-	-			-
Total Non-Cash Expenses	52,290.90	702.00	-	-	52,992.90
Surplus/(Deficit from Current Operation)	(2,701,709.30)	(17,628.00)	-	-	(2,719,337.30)
Net Financial Assistance / Subsidy					
Subsidy from National Government	2,099,821.26	36,280.00			2,136,101.26
Net Financial Assistance / Subsidy	2,099,821.26	36,280.00	-	-	2,136,101.26
Surplus/(Deficit) for the period	(601,888.04)	18,652.00	-	-	(583,236.04)

Certified Correct:


SHERYL I. RODRIGO
Administrative Officer IV

Noted By:



EDWIN T. ANDOY, CESO IV
Provincial Director

Technical Education and Skills Development Authority
Region IV B - MIMAROPA
OCCIDENTAL MINDORO PROVINCIAL OFFICE
Agency

CONDENSED STATEMENT OF FINANCIAL PERFORMANCE
As of March 31, 2017

	Fund 101101	Fund 207535	Fund 102 LP	Fund 102 GOP	Total
Subsidy Income	2,099,821.26	36,280.00			2,136,101.26
Total Income	2,099,821.26	36,280.00	-	-	2,136,101.26
Less: Current Expenses					
Personnel Services	1,111,093.93	-			1,111,093.93
Maintenance and Other Operating Expenses	1,538,324.47	16,926.00			1,555,250.47
Non-Cash Expenses	52,290.90	702.00		-	52,992.90
Total Expenses	2,701,709.30	17,628.00	-	-	2,719,337.30
Surplus/(Deficit) from Current Operations	(2,701,709.30)	(17,628.00)	-	-	(2,719,337.30)
Net Financial Assistance/Subsidy	2,099,821.26	36,280.00			2,136,101.26
Surplus/(Deficit) for the period	(601,888.04)	18,652.00	-	-	(583,236.04)

Certified Correct:


SHERYL I. RODRIGO
Administrative Officer IV

Noted By:



EDWIN T. ANDOYO, CESO IV
Provincial Director

Technical Education and Skills Development Authority
Region IV B - MIMAROPA
OCCIDENTAL MINDORO PROVINCIAL OFFICE
Agency

STATEMENT OF CHANGES IN NET ASSETS/EQUITY
As of March 31, 2017

	Fund 101101	Fund 207535	Fund 102 LP	Fund 102 GOP	Total
Accumulated Surplus/(Deficit), January 1	8,277,840.85	38,998.44	8,494.99	1,621.50	8,326,955.78
Prior Period Adjustments/Unrecorded Income & Expenses	(152,452.00)	-		-	(152,452.00)
Restated balance	<u>8,125,388.85</u>	<u>38,998.44</u>	<u>8,494.99</u>	<u>1,621.50</u>	<u>8,174,503.78</u>
Changes in Net Assets/Equity during the year:					
Surplus/(Deficit)	(601,888.04)	18,652.00		-	(583,236.04)
Accumulated Surplus/(Deficit), December 31	<u><u>7,523,500.81</u></u>	<u><u>57,650.44</u></u>	<u><u>8,494.99</u></u>	<u><u>1,621.50</u></u>	<u><u>7,591,267.74</u></u>

Certified Correct:


SHERYL I. RODRIGO
Administrative Officer IV

Noted By:


EDWIN T. ANDOYO, CESO IV
Provincial Director

Technical Education and Skills Development Authority
Region IV B - MIMAROPA
OCCIDENTAL MINDORO PROVINCIAL OFFICE
Agency


CONSOLIDATED STATEMENT OF CASH FLOW
As of March 31, 2017

	Fund 101101	Fund 207535	Fund 102 LP	Fund 102 GOP	Total
Cash Flow from Operating Activities					
Cash Inflows:					
Funding Check Received from RO IV-B	P 1,900,023.54				1,900,023.54
Collection of Other Income		36,280.00			36,280.00
Receipt of refund of cash advances	54,440.00				54,440.00
Restoration of cash for cancelled/lost/stale checks/ADA	-				-
Total Cash Inflows	P 1,954,463.54	36,280.00	-	-	1,990,743.54
Cash Outflows:					
Cash Payment of Salaries and Other Compensation	P 742,548.23	-			742,548.23
Remittance of Pag-ibig/PHIC/Other Payable	177,820.94	-			177,820.94
Cash Payment of Operating Expenses	1,594,843.51	16,926.00			1,611,769.51
Net Cash from Operating Activities	P 2,515,212.68	16,926.00	-	-	2,532,138.68
Total Cash Provided by Operating Activities	P 2,515,212.68	16,926.00	-	-	2,532,138.68
Add: Cash Balance, Beginning January 1, 2017	7,619,602.51	10,536.04			7,630,138.55
Cash Balance, Ending March 31, 2017	P 7,058,853.37	29,890.04	-	-	7,088,743.41

Certified Correct:

Noted by:


SHERYL I. RODRIGO
Administrative Officer IV


EDWIN T. ANDOYO, CESO IV
Provincial Director

Technical Education and Skills Development Authority
Region IV B - MIMAROPA
OCCIDENTAL MINDORO PROVINCIAL OFFICE
Agency


STATEMENT OF COMPARISON OF BUDGET AND ACTUAL AMOUNT


As of March 31, 2017

Particulars	Budgeted Amounts		Actual Amounts on Comparable Basis	Difference Final Budget and Actual Amount
	Original	Final		
RECEIPTS				
Tax Revenue				
Services and Business Income			36,280.00	(36,280.00)
Assistance and Subsidy				
Shares , Grants and Donations				
Gains				
Others	1,900,023.54	1,900,023.54	1,954,463.54	(54,440.00)
Total Receipts	1,900,023.54	1,900,023.54	1,990,743.54	(90,720.00)
PAYMENTS				
Personal Services	1,111,093.93	1,111,093.93	920,369.17	190,724.76
Maintenance and Other Operating Expenses	1,555,250.47	1,555,250.47	1,611,769.51	(56,519.04)
Capital Outlay				
Financial Expenses				
Others			-	-
Total Payments	2,666,344.40	2,666,344.40	2,532,138.68	134,205.72
NET RECEIPTS/ PAYMENTS	(766,320.86)	(766,320.86)	(541,395.14)	(224,925.72)

Certified Correct:

Noted By:


SHERYL I. RODRIGO
Administrative Officer IV


EDWIN T. ANDOYO, CESO IV
Provincial Director